

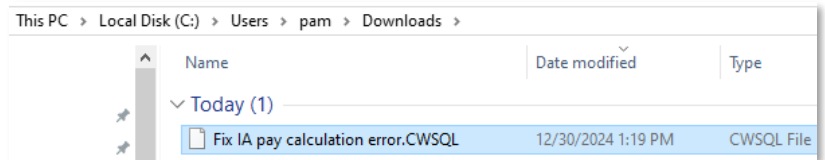
Attention- Please confirm your version number before proceeding. The error only occurs in version 26.24.0.

After the Release of 26.24.0, a problem was found for Iowa. While attempting to Calculate Payroll an error occurs. The error refers to an *Exception Message of, Conversion from type 'DBNull' to type 'Boolean' is not valid.*

A script will need to be run to remedy the error. The instructions below will guide you through the process of running the script to fix the check printing error.

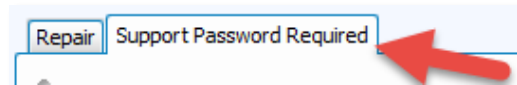
If you are running Church Windows on a network, the script can be run on any computer in your network, and it only needs to run once.

1. Download the script [here](#) or at the Resource Center. It will take you to a ShareFile page to download the script. The file type is a CWSQL file. It will likely go to your Downloads folder. The file name is *Fix IA pay calculation error*.



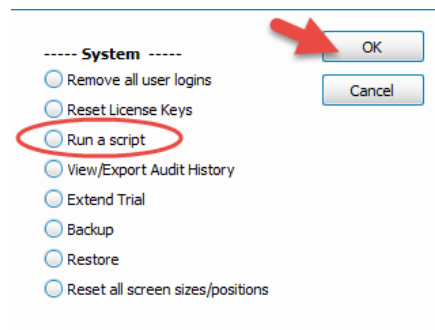
2. Open Church Windows, Click *Administration*, then click *Support*.

3. Select the ***Support Password Required*** tab.

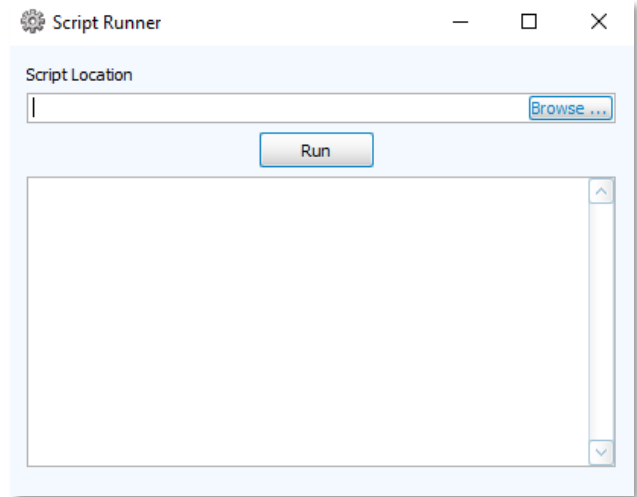
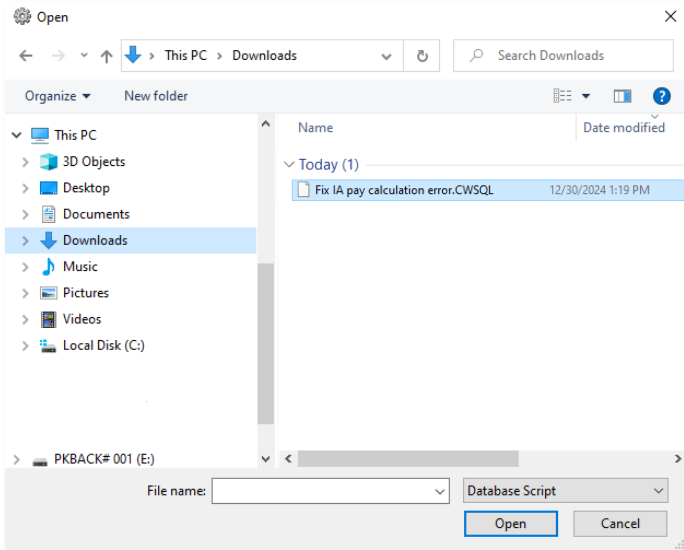


4. Enter the *password, NTQ2NzA2NzA* in the Password field. In the Technician Name box type *Tech*. Enter your name in the Name field. Under reason type, *fix IA Calc Pay*, and click OK.

5. Under System select *Run a Script*. Click OK.



6. The Script Runner window will open.
7. Click *Browse...* to navigate to your Downloads folder or the folder where you saved the file.



8. Select "Fix IA pay calculation error".
9. Click Open.

10. On the Script Runner screen, click *Run*.
11. You will get a Success message. Close this screen using the X in the top right.
12. Close Support Functions either using Cancel or the X in the top right.
13. Re-open Church Windows. The error in calculate pay will be resolved.

