

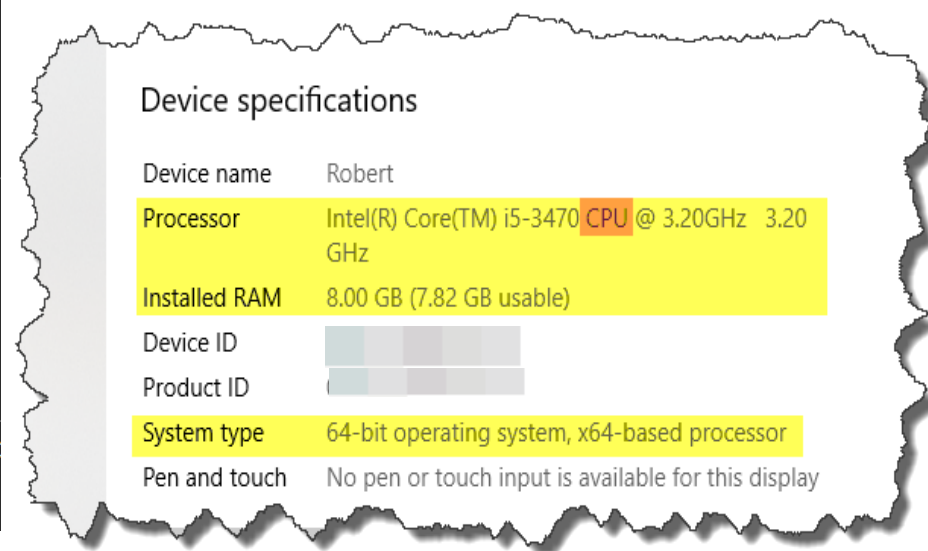
How to determine your Windows Operating System information.



- Right-click on the *Windows Start* button.
- Left-click on *System*.



The *Device specifications* shows the needed information.



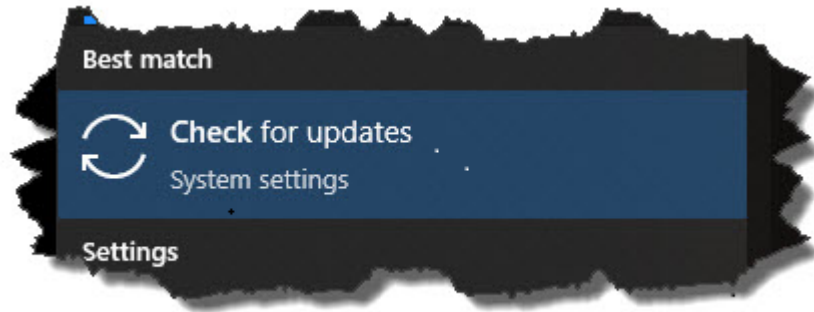
The *Recommended System Requirements* are listed below. This system meets the System Requirements for Church Windows.

Recommended System Requirements

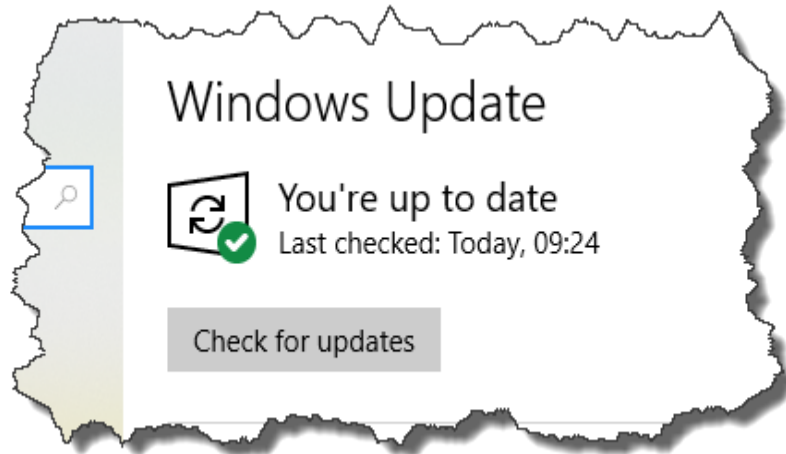
- Processor: Quad core or better
- APU processor not supported
- RAM: 8GB or more
- Network Connection: 100MB or faster, **wired** connection
- Recommended Operating System for Church Windows v22 or newer:
 - ◊ 64-bit Operating Systems Only
 - ◊ Windows® 11 (Pro recommended)
 - ◊ Windows® Server 2016
 - ◊ Windows® Server 2019
 - ◊ Windows® Server 2022 only Church Windows v22 and newer
- Video: 1280x1024 standard, 1280x720 wide
- Printer: laser or inkjet
- Disk Space: Minimum 1GB, 15% or more recommended

Before running any Church Windows Updates or Service Releases on your computer, it is necessary to run Windows Updates your computer and all computers if using a Network.

Click Windows® Start button, type *Check*



Click on *Check for Updates*



If available, click *Download and install* for any pending *Operating System Updates*..